

STAGE COVERS

Stage covers from EPS-Doublet offer a portable, customizable band shell with excellent acoustics. Ideal for a variety of events, the excellent sight lines make our stage covers an audience favorite. Two curved arch rib supports are provided with a pre-shaped flexible membrane cover attached to the ribs, and when erected, a saddle shaped roof is formed. Contoured end walls may be added, or additional modules may be joined to extend the structure.

STAGE 22

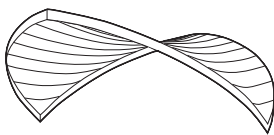
Shipping weight is 500 lbs. Cover accommodates stages up to 12' x 25' x 4' in dimension. Contoured end walls are also available



22' x 30' x 10'

STAGE 34

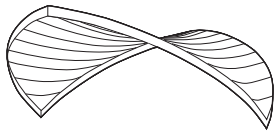
Shipping weight is 1,400 lbs. Cover accommodates stages up to 25' x 40' x 4' in dimension. Contoured end walls are also available



34' x 49' x 18'

STAGE 41

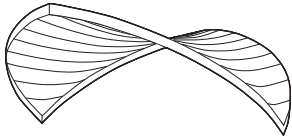
Shipping weight is 2,000 lbs. Cover accommodates stages up to 35' x 40' x 4' in dimension. Contoured end walls are also available



41' x 65' x 18'

STAGE 56

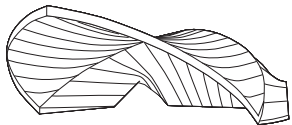
Shipping weight is 3,100 lbs. Cover accommodates stages up to 48' x 48' x 4' in dimension. Contoured end walls are also available



56' x 78' x 18'

STAGE 80

Shipping weight is 7,500 lbs. Cover accommodates stages up to 60' x 60' x 4' in dimension. Contoured end walls are also available



80' x 71' x 29'
