

FUNCTIONAL TENT ACCESSORIES

EPS-Doublet offers a variety functional tent accessories, intended to reinforce the structural soundness or enhance the ease of setup.

Contact your account representative for additional accessories and options.

DRUMS



The seamless construction of our closed-head polyethylene drums adds durability and weight to your tent frame. The drums are easy to handle and won't chip or corrode. Available in various sizes and colors to suit your needs.

15, 20, 30, 35 AND 55 GALLON

BAGS



For use with sand or water, our standard weight bags attach to the canopy and frame for added stability in inclement weather.

TOOLKIT

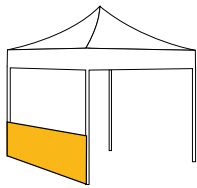


Tool kit includes heavy-duty nylon versions of our straps, heavy gauge stakes and a hammer to enhance structure stability. Tool kit includes heavy-duty nylon versions of our straps, heavy gauge stakes and a hammer to enhance structure stability.

DECORATIVE TENT ACCESSORIES

Take the customization of your tent one step further with the addition of any number of decorative accessories. Use walls to define your space and add privacy or storage. Extend your message onto larger add-on horizontal or vertical elements. The combinations and possibilities are infinite.

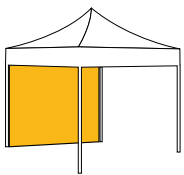
HALF WALL



Add half walls to one or more sides of your pop up tent to create a more defined enclosed space and enhance brand or promotion identity.

DIMENSIONS VARY BY TENT STYLE/SIZE

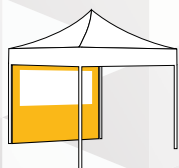
FULL WALL



Use a full wall as an interior backdrop or to enhance brand identity from the outside rear of the tent. Multiple full walls can create a nearly enclosed space, allowing for greater privacy or immersion into the experience.

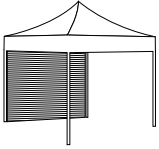
DIMENSIONS VARY BY TENT STYLE/SIZE

FULL WALL WINDOW



Window walls act as a barrier to the elements while still allowing you to see out. Windows also bring natural light into your tent space, and can be completely customized (size and location) to suit your needs.

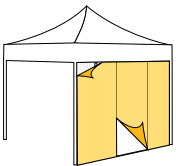
CLEAR/MESH WALL



Clear walls provide wind and weather protection while still allowing full view into your tent. Mesh walls enhance protection from the elements and still enable airflow and natural light.

DIMENSIONS VARY BY TENT STYLE/SIZE

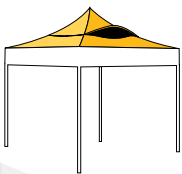
ZIPPER WALL



Doors provide a great solution for controlling access to your tent. A zippered wall allows people to easily enter and exit your tent while still providing privacy for those inside.

DIMENSIONS VARY BY TENT STYLE/SIZE

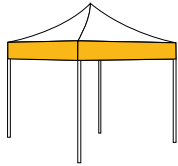
VENTED PEAK



Adding a vented peak to your tent canopy allows hot air to escape and helps to prevent canopy pull and shift in high winds.

DIMENSIONS VARY BY TENT STYLE/SIZE

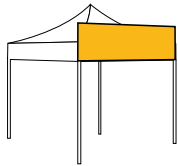
VALANCE COVER



Have a new brand identity or promotional message? Valance covers attach to the existing canopy's valance to provide flexibility in graphic display without the expense of purchasing an entire new tent top.

DIMENSIONS VARY BY TENT STYLE/SIZE

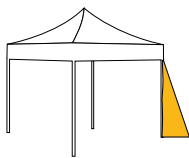
MARQUEE BANNER



Marquee banners are designed to fit at or above the valance height of your tent, adding standout visual impact to your display. Banners come with all necessary mounting elements and a convenient carry bag.

DIMENSIONS VARY BY TENT STYLE/SIZE

LEG BANNER



Use leg sail banners to create a unique enhanced look for your tent. Leg banners easily attach to the legs of your tent frame, and come with a ground stake for stabilization.